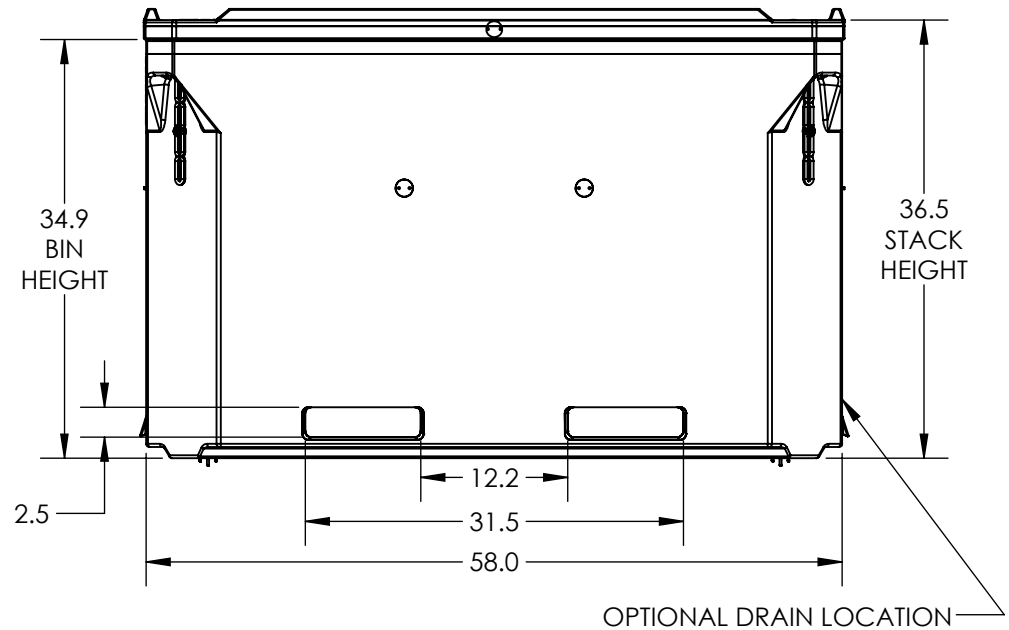
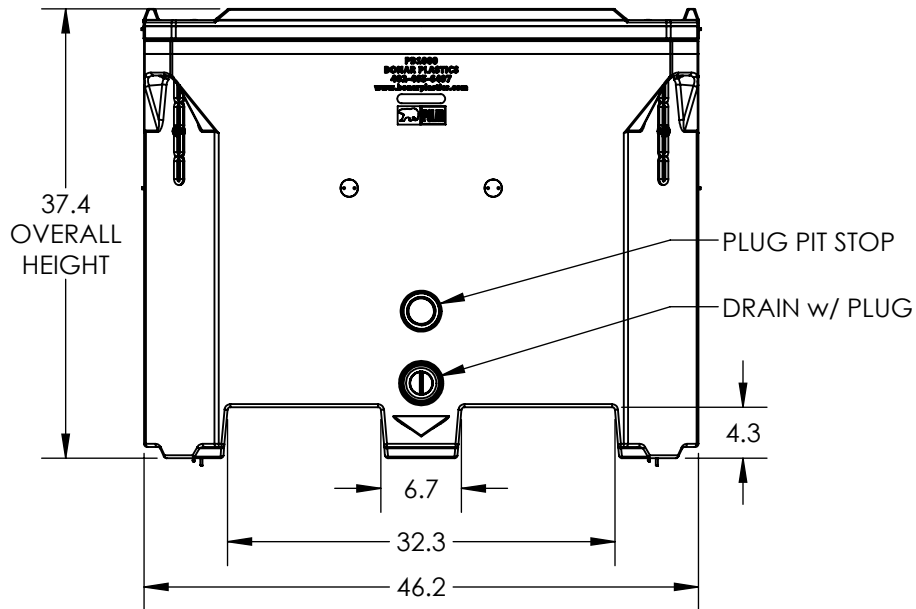
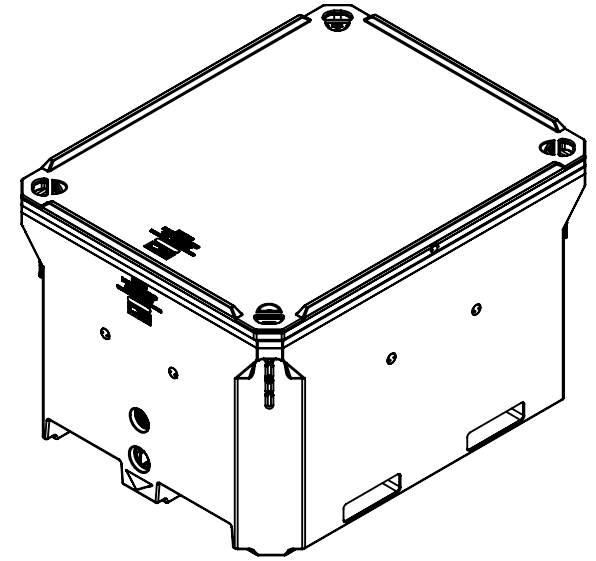


INTERNAL DIMENSIONS:

L: 52.5"  
 W: 40.75"  
 H: 28.0"



ALL DIMENSIONS ARE IN INCHES, NOMINAL, & SUBJECT TO CHANGE WITHOUT NOTICE.  
 ALL DIMENSIONS ON ROTATIONAL MOLDED PARTS ARE SUBJECT TO A ± 3% TOLERANCE.

DO NOT SCALE		DRAWN BY	TITLE:		REVISION
STATUS:	<b>Released</b>	IGG	<b>ASM INSUL BIN PB1000 WD</b>		<b>A</b>
© SNYDER INDUSTRIES, LLC, 2020			1005 Atlantic Drive West Chicago, IL 60185 (630)293-0303		SHEET 1 OF 1
ALL DIMENSIONS, DESIGNS, AND INFORMATION ON THIS PRINT MUST BE CONSIDERED PROPRIETARY TO SNYDER INDUSTRIES, LLC, AND MAY NOT BE USED, COPIED, OR DISTRIBUTED WITHOUT WRITTEN PERMISSION OF AN OFFICER (OR HIS AGENT) OF THE FIRM.			www.bonarplastics.com	PART NO. <b>1934903M__01</b>	ENG. ID. <b>D010927</b>

