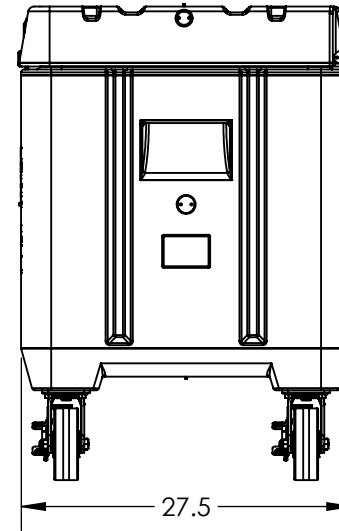
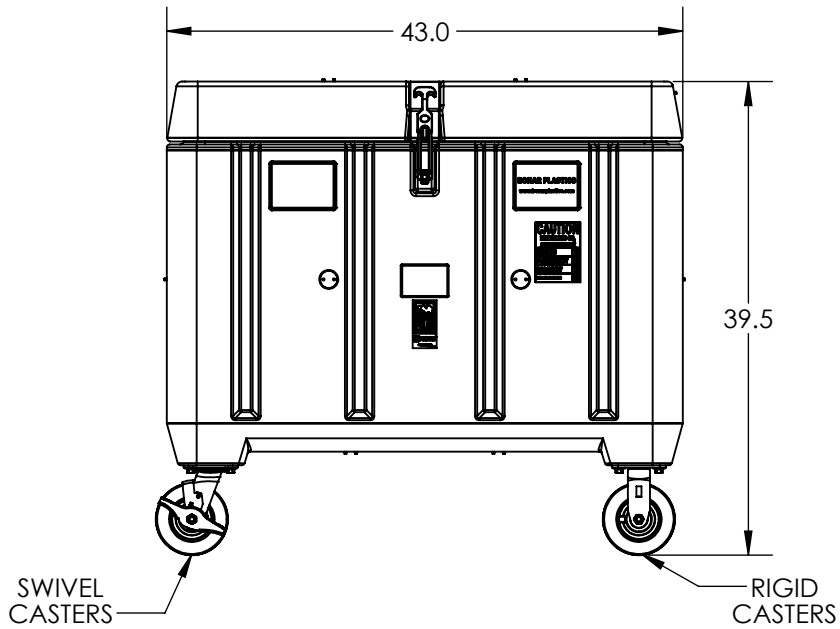
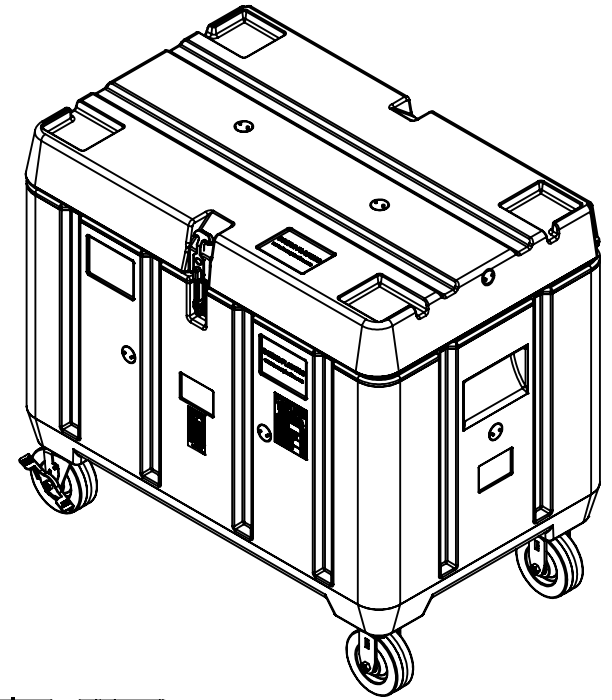


INTERNAL DIMENSIONS:

L= 36.51"
 W= 20.38"
 H= 24.51"



ALL DIMENSIONS ARE IN INCHES, NOMINAL, & SUBJECT TO CHANGE WITHOUT NOTICE.
 ALL DIMENSIONS ON ROTATIONAL MOLDED PARTS ARE SUBJECT TO A ± 3% TOLERANCE.

DO NOT SCALE		DRAWN BY	TITLE:		REVISION
STATUS:	Released	IGG	ASM INSUL BIN PB11 DXX		E
© SNYDER INDUSTRIES, LLC, 2020		 1005 Atlantic Drive West Chicago, IL 60185 (630)293-0303 www.bonarplastics.com		SHEET 1 OF 1	
ALL DIMENSIONS, DESIGNS, AND INFORMATION ON THIS PRINT MUST BE CONSIDERED PROPRIETARY TO SNYDER INDUSTRIES, LLC, AND MAY NOT BE USED, COPIED, OR DISTRIBUTED WITHOUT WRITTEN PERMISSION OF AN OFFICER (OR HIS AGENT) OF THE FIRM.		PART NO.	ENG. ID.		
		1934400M__01	D005625		