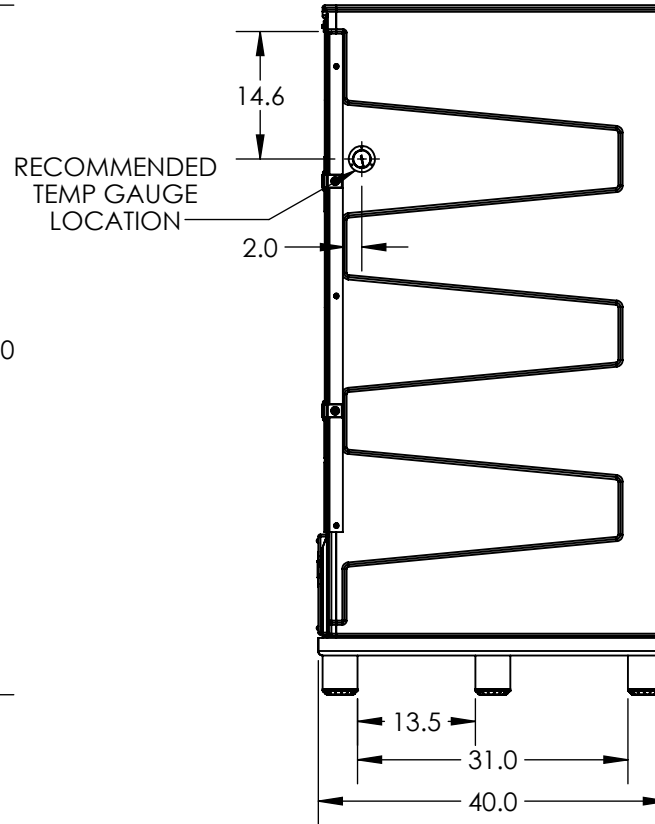
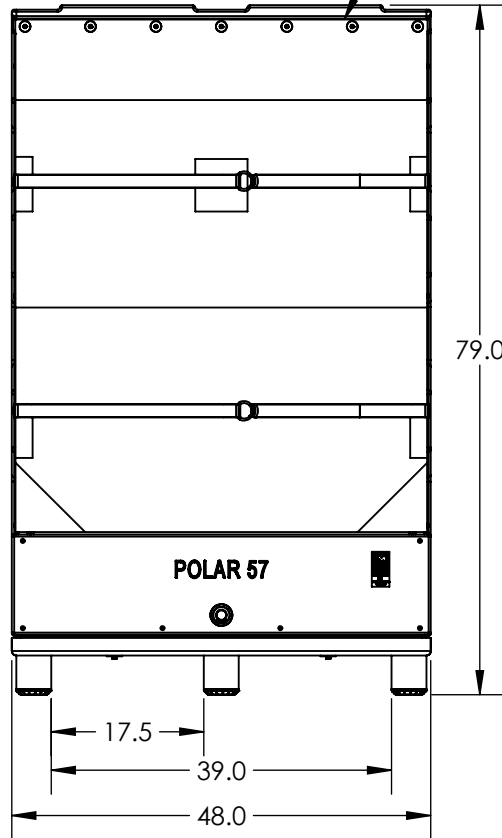


INTERNAL DIMENSIONS

L = 36.5"
 W = 41"
 H = 66.5"

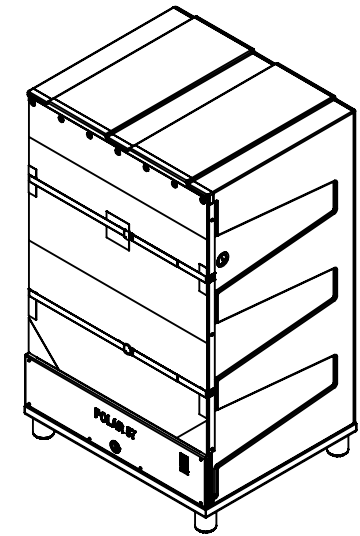
#	DOOR OPTIONS	PART #
<input type="checkbox"/> 1	DOOR w/ SILL	34702641/34702857
<input type="checkbox"/> 2	FULL DOOR	34702864



#	BUNKER OPTIONS	PART #
<input type="checkbox"/> 1	PB57 ICE BUNKER	1931600M

#	BASE OPTIONS	PART #
<input type="checkbox"/> 1	PB55/57 BASE	34702857

ADDITIONAL OPTIONS	PART #
<input type="checkbox"/> POLAR TEMPERATURE GAUGE	34702328



ALL DIMENSIONS ARE IN INCHES, NOMINAL, & SUBJECT TO CHANGE WITHOUT NOTICE.
 ALL DIMENSIONS ON ROTATIONAL MOLDED PARTS ARE SUBJECT TO A ± 3% TOLERANCE.

DO NOT SCALE		DRAWN BY	BONAR PLASTICS www.bonarplastics.com	TITLE:	ASM INSUL BIN PB57	REVISION
STATUS:	Released	IGG				SHEET
© SNYDER INDUSTRIES INC., 2017			1005 Atlantic Drive West Chicago, IL 60185 (630)293-0303	PART NO.	1931900M	ENG. ID.
ALL DIMENSIONS, DESIGNS, AND INFORMATION ON THIS PRINT MUST BE CONSIDERED PROPRIETARY TO SNYDER INDUSTRIES, INC. AND MAY NOT BE USED, COPIED, OR DISTRIBUTED WITHOUT WRITTEN PERMISSION OF AN OFFICER (OR HIS AGENT) OF THE FIRM.			www.bonarplastics.com			1 OF 1
					A011184	