

INTERNAL DIMENSIONS:

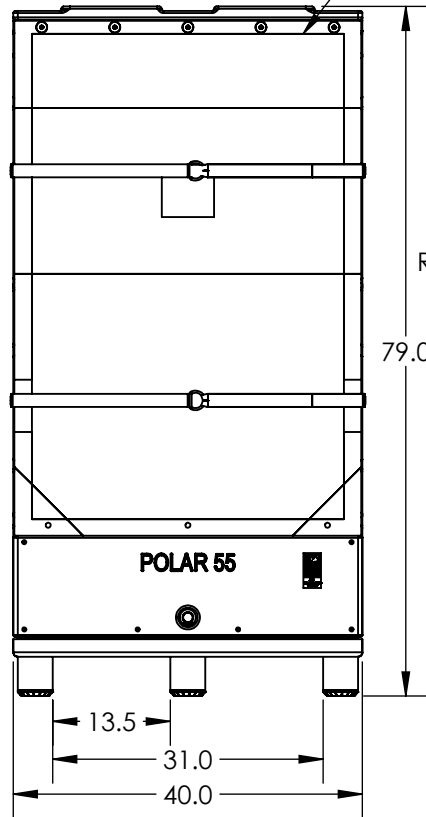
L = 42.75"

W = 31"

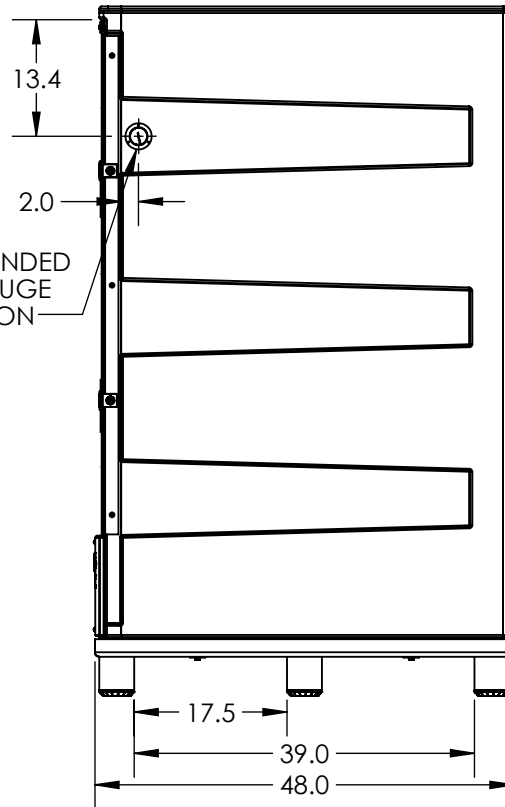
H = 66.25"

#	DOOR OPTIONS	PART #
<input type="checkbox"/> 1	DOOR w/ SILL	34702858 / 34702859
<input type="checkbox"/> 2	FULL DOOR	34702860

#	SHELF OPTIONS	PART #
<input type="checkbox"/> 1	2-TAB HEAVY DUTY	34702861
<input type="checkbox"/> 2	4-TAB HEAVY DUTY	34702579



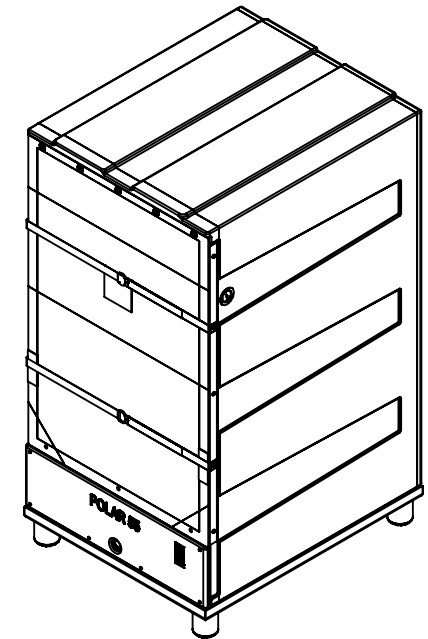
RECOMMENDED  
TEMP GAUGE  
LOCATION



#	BUNKER OPTIONS	PART #
<input type="checkbox"/> 1	PB55 ICE BUNKER	1932700M

#	BASE OPTIONS	PART #
<input type="checkbox"/> 1	PB55/57 BASE	34702857

ADDITIONAL OPTIONS		PART #
<input type="checkbox"/>	POLAR TEMPERATURE GAUGE	34702328



ALL DIMENSIONS ARE IN INCHES, NOMINAL, & SUBJECT TO CHANGE WITHOUT NOTICE.  
ALL DIMENSIONS ON ROTATIONAL MOLDED PARTS ARE SUBJECT TO A ± 3% TOLERANCE.

DO NOT SCALE		DRAWN BY	BONAR PLASTICS www.bonarplastics.com	TITLE:	ASM INSUL BIN PB55	REVISION	A
STATUS:	Released	IGG	1005 Atlantic Drive West Chicago, IL 60185 (630)293-0303	PART NO.	1931400M	ENG. ID.	A011173
© SNYDER INDUSTRIES INC., 2017			www.bonarplastics.com			SHEET 1 OF 1	

ALL DIMENSIONS, DESIGNS, AND INFORMATION ON THIS PRINT MUST BE CONSIDERED PROPRIETARY TO SNYDER INDUSTRIES, INC. AND MAY NOT BE USED, COPIED, OR DISTRIBUTED WITHOUT WRITTEN PERMISSION OF AN OFFICER (OR HIS AGENT) OF THE FIRM.